

R10 & R10 Turbo



R10-10
U.S. & METRIC



R5
9 - 29 GPH
34 - 110 LPH




R10
.3 - 1.1 GPM
61 - 242 LPH



R10 TURBO
.6 - 2.1 GPM
140 - 469 LPH



R2000
.7 - 3.5 GPM
150 - 792 LPH



R2000WF
1.1 - 5.7 GPM
254 - 1295 LPH

The R10 and R10 Turbo are part of the Nelson Rotator® family of sprinklers.

 **NELSON IRRIGATION CORPORATION**



No other


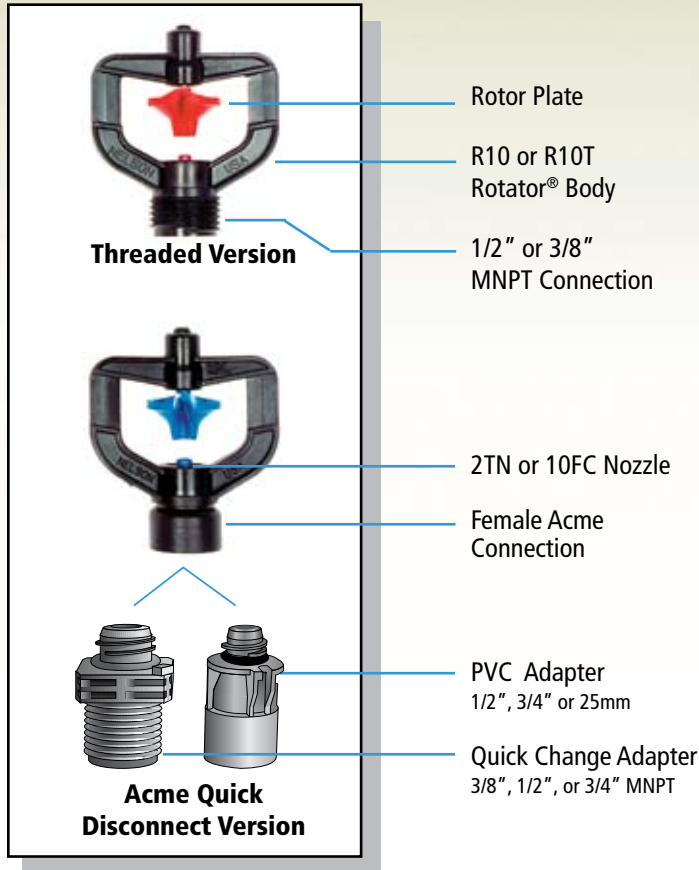


agricultural sprinkler matches the dependability

Ultra Reliable Low-Volume Sprinklers

Filling the need for small, low-volume sprinklers that perform reliably in the mid-range between micro and a regular size sprinkler, Nelson **R10** and **R10 Turbo (R10T)** Rotators are right on target. Incorporating the same proven, patented drive principle and advanced sprinkler technology used in other Nelson Rotators, the R10 and R10T are making their mark in a wide variety of orchard and field irrigation applications.

R10 & R10 Turbo Components



A special motor (brake) design in the R10 Turbo Rotators has more resistance to maximize radius, reliability, and uniformity.

For durability, dependability and doing a better job of uniform water application, the choice is simple. Nelson R10 and R10 Turbo.



and durability of the R10 and R10 Turbo.

CROP APPLICATIONS



Overhead cooling for tree crops.

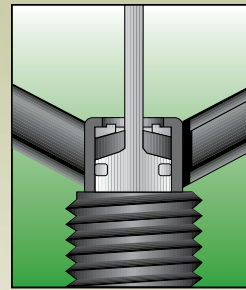
Under canopy irrigation for tree crops.



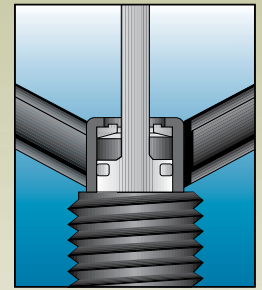
For irrigation of field crops. The R10T Rotator® is used as part of a portable irrigation system that utilizes polyethylene pipe for laterals in combination with the Nelson FT5 feedtube assembly.



R 10 NOZZLE OPTIONS AND FLOW REGULATION



10FC with high pressure



10FC with low pressure

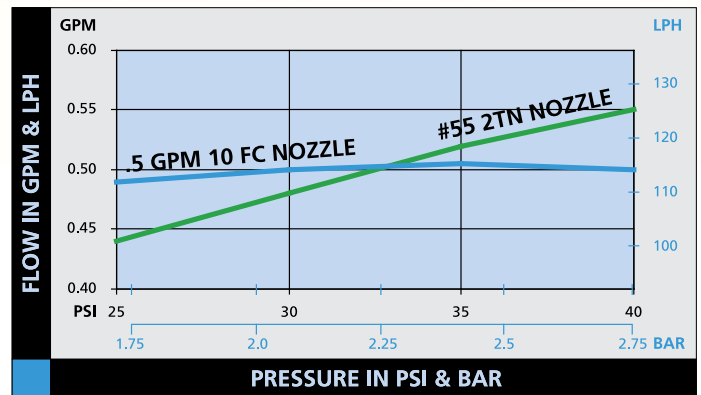
Nelson 10FC Flow Control Nozzle

The 10FC nozzles illustrated above are operating at the same flow. As pressure increases, the flexible flow washers reduce the orifice opening size and emit a constant flow over a wide range of pressure. They assure uniform application of water throughout your crop. The recommended operating pressure range for 10FC nozzles is 30 to 50 PSI (2.0 to 3.25 BAR).

Why use Flow Control Nozzles?

- constant flow over a range of pressure
- increases field uniformity
- low cost, high value

10FC nozzle and 2TN nozzle flow rates with changes in pressure



Nelson 2TN Nozzle

- long wear and high accuracy
- color-coded for easy identification
- easy change snap in or out design















Two options to regulate flow: flow control nozzles or the Nelson Mini Regulator.

Flow control nozzles (10FC) are an excellent low cost option when system pressure ranges between 30-50 PSI (2.0-3.25 BAR). When system pressure differences are more extreme the Nelson Mini Regulator is an ideal product.









Nelson Mini Regulator

Using a Nelson Mini Regulator increases the potential to conserve water when the pressure is maintained at or above the nominal rating of the regulator. Every sprinkler in a system delivers exactly the same flow, droplet size, and distribution uniformity.

R10 Plate/Nozzle Options and Flow Performance in GPM and LPH

Plate Series	Plate Options	Recommended Nozzles	PSI						BAR						
			25	30	35	40	45	50	1.75	2	2.25	2.5	2.75	3	3.25
P2	P2 9° Red Radius 18-20' (5.5-6.1 m) Stream Ht. 15-20" (38-51 cm) 	 Lt. Blue #40	—	—	.28	.30	.32	.34	—	—	61.4	64.7	68.0	71.3	74.6
		 Lt. Purple #45	.29	.32	.35	.37	—	—	66.4	71.3	76.3	80.6	83.9	—	—
		 Dk. Green #50	.36	.39	.43	.46	—	—	82.3	87.2	93.4	99.4	104	—	—
		.35 10 FC	.35 10 FC flow control nozzles are flow regulating within a flow range of no more than 0% greater and 10% less than the nominal flow — .35 GPM (79.5 LPH).												
P4	P4 9° White Radius 18-22' (5.5-6.7 m) Stream Ht. 13-21" (33-53 cm) 	 Dk. Green #50	—	—	.43	.46	.48	.51	—	—	93.4	99.4	104	108	112
		 Lt. Yellow #55	.44	.48	.52	.55	—	—	101	107	114	120	125	—	—
		 Lt. Red #60	.51	.56	.61	.65	—	—	117	125	133	141	147	—	—
		.50 10 FC	.50 10 FC flow control nozzles are flow regulating within a flow range of no more than 0% greater and 10% less than the nominal flow — .50 GPM (114 LPH).												
P6	P6 9° Blue Radius 19-21' (5.8-6.4 m) Stream Ht. 17-21" (43-53 cm) 	 Gray #65	.61	.67	.72	.77	—	—	140	150	158	166	175	—	—
		 White #70	.70	.77	.83	.89	—	—	160	172	182	192	202	—	—
		 Dk. Blue #78	.88	.97	1.05	—	—	—	201	217	230	242	—	—	—
		.75 10 FC	.75 10 FC flow control nozzles are flow regulating within a flow range of no more than 0% greater and 10% less than the nominal flow — .75 GPM (170 LPH).												

R10 Turbo Plate/Nozzle Options and Flow Performance in GPM and LPH

Plate Series	Plate Options	Recommended Nozzles	PSI						BAR						
			25	30	35	40	45	50	1.75	2	2.25	2.5	2.75	3	3.25
P6	P6 9° Blue R. 20-22' (6.1-6.7 m) Stream Ht. 17-23" (43-58 cm) 	 Gray #65	.61	.67	.72	.77	.82	.86	140	150	158	166	175	183	190
		 White #70	.70	.77	.83	.89	.94	1.00	160	172	182	192	202	210	219
		 Dk. Blue #78	.88	.97	1.05	1.12	1.19	1.25	201	217	230	242	254	266	276
		.75 10 FC	.75 10 FC flow control nozzles are flow regulating within a flow range of no more than 0% greater and 10% less than the nominal flow — .75 GPM (170 LPH).												
		1.0 10 FC	1.0 10 FC flow control nozzles are flow regulating within a flow range of no more than 3.5% greater and 8% less than the nominal flow — 1.0 GPM (227 LPH). Use above 30 PSI (2 BAR).												
P8	P8 15° Gold R. 26-30' (7.9-9.1 m) Stream Ht. 36-42" (91-106 cm) 	 Orange #86	1.07	1.17	1.27	1.36	1.45	1.53	245	261	278	294	308	323	337
		 Purple #94	1.27	1.39	1.50	1.61	1.70	1.80	290	311	329	347	365	380	396
		 Yellow #102	1.50	1.64	1.78	1.90	2.02	2.13	343	366	389	411	431	451	469
		1.25 10 FC	1.25 10 FC flow control nozzles are flow regulating within a flow range of no more than 3.5% greater and 8% less than the nominal flow — 1.25 GPM (284 LPH). Use above 30 PSI (2 BAR).												
		1.5 10 FC	1.5 10 FC flow control nozzles are flow regulating within a flow range of no more than 3.5% greater and 8% less than the nominal flow — 1.5 GPM (341 LPH). Use above 30 PSI (2 BAR).												
		Dk. Blue #78 for use with P8 24° plate only	—	.97	1.05	1.12	1.19	1.25	—	217	230	242	254	266	276
		1.0 10FC for use with P8 24° plate only	1.0 10 FC flow control nozzles are flow regulating within a flow range of no more than 3.5% greater and 8% less than the nominal flow — 1.0 GPM (227 LPH). Use above 30 PSI (2 BAR).												

The performance data in this section has been recorded under ideal test conditions and may be adversely affected by poor hydraulic entrance conditions, slope, riser tilt, temperature, wind or other factors. **Always be sure:** To use the nozzle size that is recommended for the plate. The operating pressure is within the recommended range. Only the nozzle and plate combinations grouped together in the above chart are recommended. The absence of flow data on the above chart indicates the pressure is outside the recommended range.

R 10 and R10 TURBO MOUNTING OPTIONS and ACCESSORIES

Nelson Rotator® Feedtube Assemblies

These versatile stake mounting options feature durable, UV and kink resistant flexible PVC tubing. Fast, simple installation. Easy nozzle cleaning — kink the tubing to stop the flow. Low cost, high value. See the Nelson Rotator® Feedtube Assemblies brochure for further details.


FT1 Feedtube
Part #9308-030 (assembled, does not include stake)

R10 3/8" MNPT Base
3/8" FNPT

#9284-030 5 mm Flexible PVC Feedtube
Length = 30" (76 cm)
O.D. = .300" (7.6 mm)
I.D. = .190" (4.8 mm)
Bulk Coils #9284 1,000 ft. (304 m)


#9261-002 Orange Stake

#9305 LTO 5 mm Compression x 5mm Barb



#9262 Collar Adapter (also fits over 1/2" PVC)

For FT1 use Punch Tool #9349 or Drill Tool #9835-003.



Nelson R10 Stream Splitter

Effectively splits the water stream around the trunk of a tree, helping to prevent tree injury or disease. Standard #10404 (red), Wide #10593 (white), or Two-sided #11275 (gray).



FT2 Feedtube
Part #9741-030 (assembled, does not include stake)


R10 Acme Base

#9677 Steel Stake Adapter, Acme Thread


#9284-030 5 mm Flexible PVC Feedtube
Length = 30" (76 cm)
O.D. = .300" (7.6 mm)
I.D. = .190" (4.8 mm)
Bulk Coils #9284 1,000 ft. (304 m)

#9726-024 6 mm Steel Stake 24" (61 cm) or
#10040-018 6 mm Fiberglass Stake 18" (45 cm) or
#10040-024 6 mm Fiberglass Stake 24" (61 cm)

#9305 LTO 5 mm Compression x 5mm Barb



For FT2 use Punch Tool #9349 or Drill Tool #9835-003.




FT3 Stake Assembly

PVC Stake Adapter (Black) #11271

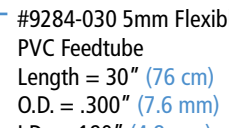
PVC Riser (Obtain from local irrigation dealer)

#9284-030 5mm Flexible PVC Feedtube
Length = 30" (76 cm)
O.D. = .300" (7.6 mm)
I.D. = .190" (4.8 mm)
Bulk Coils #9284 1,000 ft. (304 m)

#9305 LTO 5mm Compression x 5mm Barb



For FT3 use Punch Tool #9349 or Drill Tool #9835-003.



NEW! ASSEMBLY OPTION FOR USE WITH PVC STAKE

The image on the right depicts a male-threaded R10 on a female-threaded PVC adapter. The image on the left depicts the new FT3 Feedtube Assembly with Nelson's PVC Stake Adapter. This fits directly onto a PVC Stake with Flexible PVC Feedtube running inside the pipe, connecting below to poly-tubing.



Nelson FT4 and FT5 Feedtube Assemblies

Nelson FT4 and FT5 Feedtube Assemblies connect R10 & R10 Turbo Rotators to polyethylene laterals. FT4 is for permanent connection and FT5 has a quick connect and disconnect feature for portable lateral systems. Both assemblies are mounted with steel stakes. With the addition of collar #9195 to FT4 or FT5, they can be converted to mount on a 3/4" PVC stake.



FT4 Feedtube

Part #9752-036 (assembled, does not include stake)

R10 Turbo, ACME Base
#9677 Steel Stake Adapter, Acme Thread

#9099-036 10 mm Flexible PVC Feedtube
Length = 36" (91 cm)
O.D. = .505" (13 mm)
I.D. = .355" (9.4 mm)
Bulk Coils #9099
500 ft. (152 m)

#9726-024 6 mm Steel Stake 24" (61 cm) or
#10040-018 6 mm Fiberglass Stake 18" (45 cm) or
#10040-024 6 mm Fiberglass Stake 24" (61 cm)

#9774 LTO
10mm Compression x 7mm Barb



For FT4 use Punch Tool #9810 or Drill Tool #9835-002.



FT5 Feedtube

Part #9737-048 (assembled, does not include stake)

R10 Turbo, ACME Base
#9677 Steel Stake Adapter, Acme Thread

#9099-048 10 mm Flexible PVC Feedtube
Length = 48" (122 cm)
O.D. = .505" (13 mm)
I.D. = .355" (9.4 mm)
Bulk Coils #9099
500 ft. (152 m)

#9725-048 8 mm Steel Stake 48" (122 cm)

#9740 QC LTO
10 mm Compression x Male QC

#9739 QC Barb
Female QC x 10 mm Barb



For FT5 use Punch Tool #9776 or Drill Tool #9835-001.



Nelson Low Angle Road Guard (Red)



#9590-030

Nelson High Angle Road Guard (Orange)



#9879

Road guards easily snap on to convert the R10 and R10 Turbo Rotators to part-circle operation (irrigates 200°). Cutting guides are provided at 10° increments to increase the amount of arc irrigated.



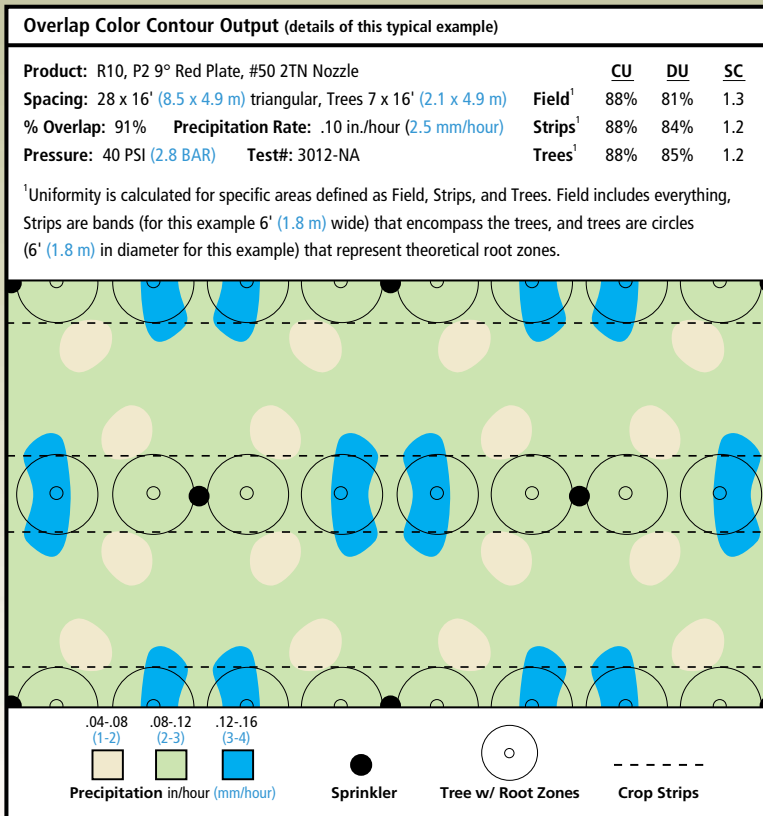
Pressure Gauge Tap Assembly
#10367
(order gauge separately)



Use Stake Installation Tool #10287 for 6.3mm Steel Stake and #10288 for 8mm Steel Stake



NELSON OVERLAP SOFTWARE



Overlap 2.1

Nelson Overlap Computer Software Package (#3001) determines the nozzle size, pressure, and optimum sprinkler spacing for your irrigation system to achieve the highest possible uniformity. Complete performance information for the R10 and R10 Turbo (including radius, stream height, and Overlap color contours with CU, DU, SC and % overlap) is available from your Nelson dealer or the Nelson factory.

Male Acme Outlet

MR MRDC MDC

1/2" (1.25cm) FNPT or Female Acme Inlet for direct connection to PVC or threaded adapters

Mini Regulator (MR) — For systems in which pressure ranges are excessive, the Nelson Mini Regulator provides uniform flow and distribution at each R10/R10T through pressure regulation. Choose from 30, 35, 40, 45, or 50 PSI (2.0, 2.4, 2.8, 3.1 or 3.4 BAR) nominal pressures.

Mini Regulator Drain Check (MRDC) — To eliminate sprinkler drizzle during shut down and start up and for pressure regulation use the Nelson Mini Regulator Drain Check. It is available in the same nominal pressures as the Mini Regulator.

Mini Drain Check (MDC) — The MDC is a check valve only that opens 2-5 PSI (.14-.35 BAR) below the nominal pressure rating. Available in 20 and 35 PSI (1.4-2.4 BAR) options. Ideal when a check feature only is needed or when it is necessary to operate the R10/R10T at different pressures that best suit environmental conditions.

WARRANTY AND DISCLAIMER

Nelson R10 & R10 Turbo Rotators, Feedtube Assemblies, and accessories are warranted for one year from the date of original sale to be free of defective material and workmanship when used within the working specifications for which the products were designed and under normal use and service. The manufacturer assumes no responsibility for installation, removal or unauthorized repair of defective parts and the manufacturer will not be liable for any crop or other consequential damages resulting from any defects or breach of warranty. THIS WARRANTY IS EXPRESSLY IN LIEU OF ALL OTHER WARRANTIES, EXPRESS OR IMPLIED, INCLUDING THE WARRANTIES OF MERCHANTABILITY AND FITNESS FOR PARTICULAR PURPOSES AND OF ALL OTHER OBLIGATIONS OR LIABILITIES OF MANUFACTURER. No agent, employee or representative of the manufacturer has authority to waive, alter or add to the provisions of this warranty nor to make any representations or warranty not contained herein.

Rotator® is a registered trademark of Nelson Irrigation Corporation. Products in this brochure may be covered by one or more of the following U.S. Patent Numbers 4,796,811, 5,058,806, 5,297,737, 5,372,307, 5,823,580, 5,875,815, DES312,865, RE33,823 and other U.S. Patents pending or corresponding issued or pending foreign patents.



NELSON IRRIGATION CORPORATION

848 Airport Road, Walla Walla, WA 99362-2271, U.S.A.

Tel: 509.525.7660 — Fax: 509.525.7907

info@nelsonirrigation.com — www.nelsonirrigation.com

NELSON IRRIGATION CORPORATION OF AUSTRALIA PTY LTD

35 Sudbury Street, Darra QLD 4074; P.O. Box 530, Sumner QLD 4074

Tel: +61 7 3715 8555 — Fax: +61 7 3715 8666

info@nelsonirrigation.com.au — www.nelsonirrigation.com.au